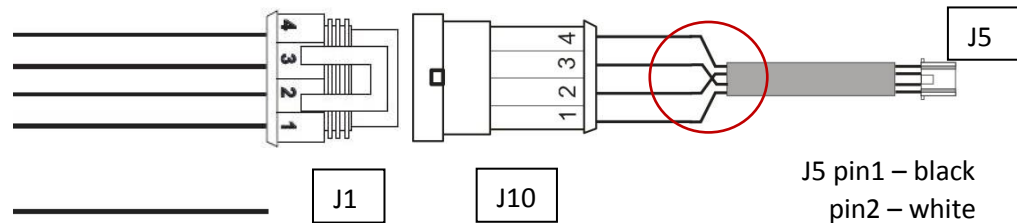
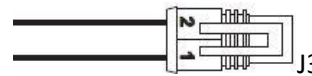

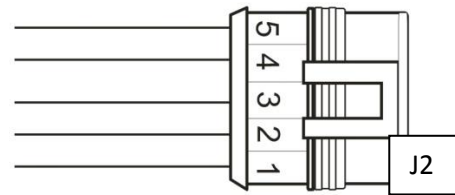


WIRING ZENIT PRO OBD 4CYL VALTEK ver. Z4OBD-TMAP201606VT

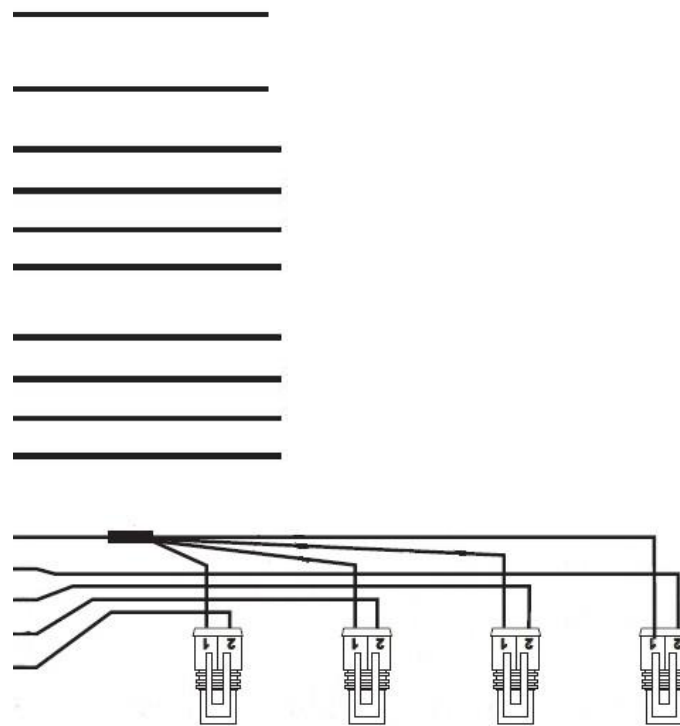
PIN JO	WIRE COLOR	Cross-section [mm <sup>2</sup> ]	Length [mm]	FUNCTION	PVC [mm]
C4	BLACK	0,50	1500	GND	TESA / 5
G1	BROWN	0,50	1500	MAP IN	
F1	WHITE	0,50	1500	PIN	
J1	PINK/ BLACK	0,50	1500	GAS TEMP.	
K4	RED	0,50	1500	+ V KEY	
H1	BROWN	0,50	1700	RPM	3-5
M4	RED/BLACK	1,50	1500	+ BATT	5
L4	BLACK	1,50	1500	GND	
B1	BLUE/BLACK	0,75	1700	EVGAS2	7
J4	GREEN	0,50	1700	+VLEVEL	
F3	WHITE	0,50	1700	LEVEL	
A1	BLACK	0,75	1700	GND	
K1	PINK	0,50	1700	REDUCER TEMP.	TESA / 5
E4	BLACK	0,50	1700	GND	
C1	BLUE	0,75	1700	EVGAS1	5
A2	BLACK	0,75	1700	GND	
B4	BLACK	0,35	400+2100	GND	TESA / 5
E1	GREEN	0,35	400+2100	LEV OUT/TX	
D1	WHITE	0,35	400+2100	SWITCH/RX	
K2	RED	0,35	400+2100	+SWITCH	
L3	RED	0,75	2000	+VKEY IN	3-5
J3	ORANGE	0,50	2500	CAN H	5-7
K3	ORANGE/BLACK	0,50	2500	CAN L	
G3	GREEN	0,50	2500	ISO H	
H3	GREEN/BLACK	0,50	2500	ISO L	



J5 pin1 – black  
pin2 – white  
pin3 – green  
pin4 – red

--	--	--	--	--	--

F2	VIOLET	0,50	1700	LAMBDA 1 IN	5
G2	VIOLET/BLACK	0,50	1700	LAMBDA 2 IN	5
E2	GREY	0,50	2000	INJ B1	5-7
E3	GREY/BLACK	0,50	2000	INJ ECU 1	
D2	YELLOW	0,50	2000	INJ B2	
D3	YELLOW/BLACK	0,50	2000	INJ ECU 2	
C2	VIOLET	0,50	2000	INJ B3	5-7
C3	VIOLET/BLACK	0,50	2000	INJ ECU 3	
B2	BLUE	0,50	2000	INJ B4	
B3	BLUE/BLACK	0,50	2000	INJ ECU 4	
M3	RED/BLACK	0,75	1600	+V KEY OUT	TESA /8
M1	BLUE	0,75	1900	OUT GAS 4	
L1	VIOLET	0,75	1900	OUT GAS 3	
L2	YELLOW	0,75	1900	OUT GAS 2	
M2	GREY	0,75	1900	OUT GAS 1	



J0 – Molex 643201311 + 643201301

J1 – 282088-1

J2 - 282089-1

J3 - 282080-1

J5 – PAP-04V-S

J6, J7, J8, J9 - 282080-1

J10 – 282106-1

J6, J7, J8, J9